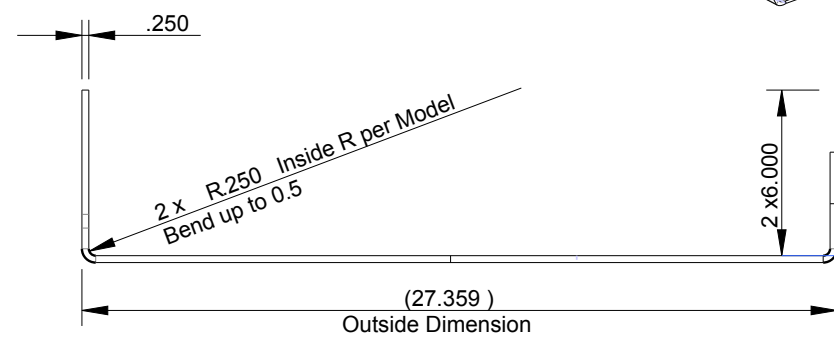
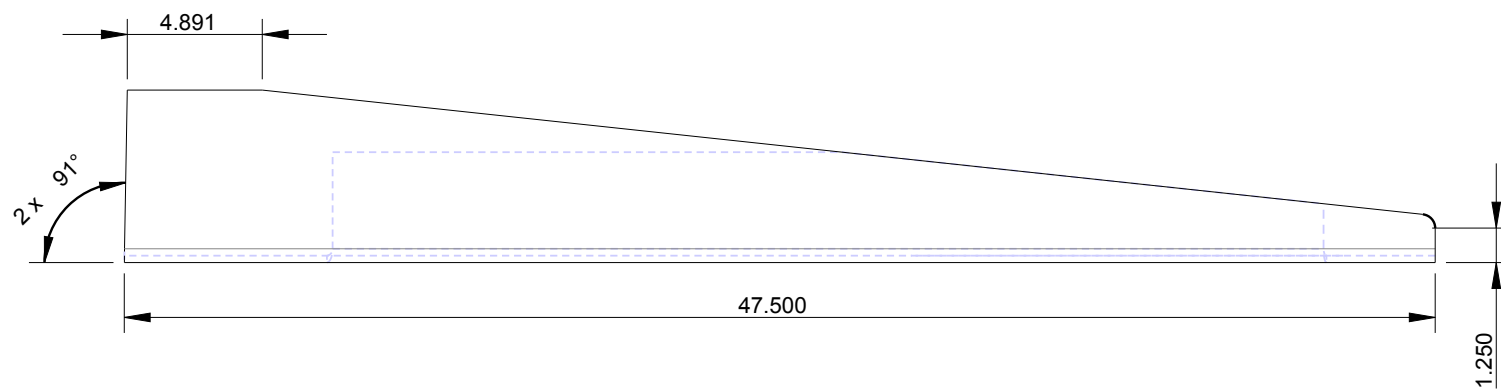
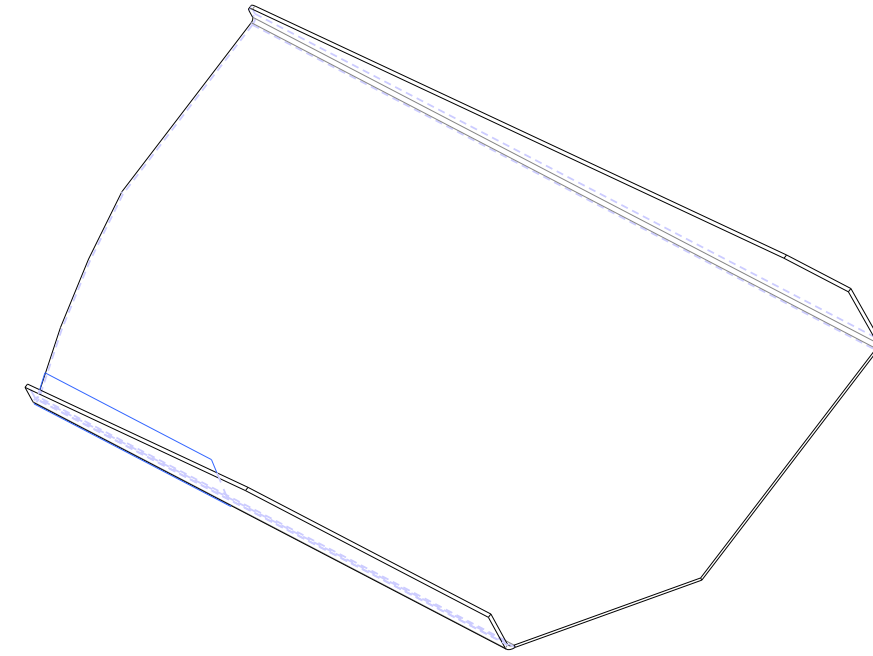


REVISIONS			
REV	DESCRIPTION	DATE	APPROVED
E	ADDED RADIUS CUT	11/12/15	KJS
G	LENGTHENED, ADDED RAD CUT	11/23/15	KJS



# 2500 - 2WD - PASSENGER SIDE

THE INFORMATION DISCLOSED HEREIN CONTAINS PROPRIETARY RIGHTS OF ALL TERRAIN CONVERSIONS LLC. NEITHER THIS DRAWING NOR ANY INFORMATION DISCLOSED THEREIN SHALL BE REPRODUCED OR TRANSFERRED TO OTHER DOCUMENTS, USED OR DISCLOSED TO OTHERS FOR ANY PURPOSE EXCEPT AS SPECIFICALLY AUTHORIZED BY ALL TERRAIN CONVERSIONS IN WRITING.



DIMENSIONAL TOLERANCES UNLESS OTHERWISE NOTED		
BASIC DIMS	2 PLACES	3 PLACES
UNDER 6"	+/- .02	+/- .005
6" TO 24"	+/- .03	+/- .010
24" AND UP	+/- .06	+/- .020
ANGLES +/- 1/2°		

HSLA 50KSI 1/4"		<b>ATC Manufacturing</b>	
SIZE	Lift Pan Single Piece CH 1/2&3/4T Pass		
FRM00130			