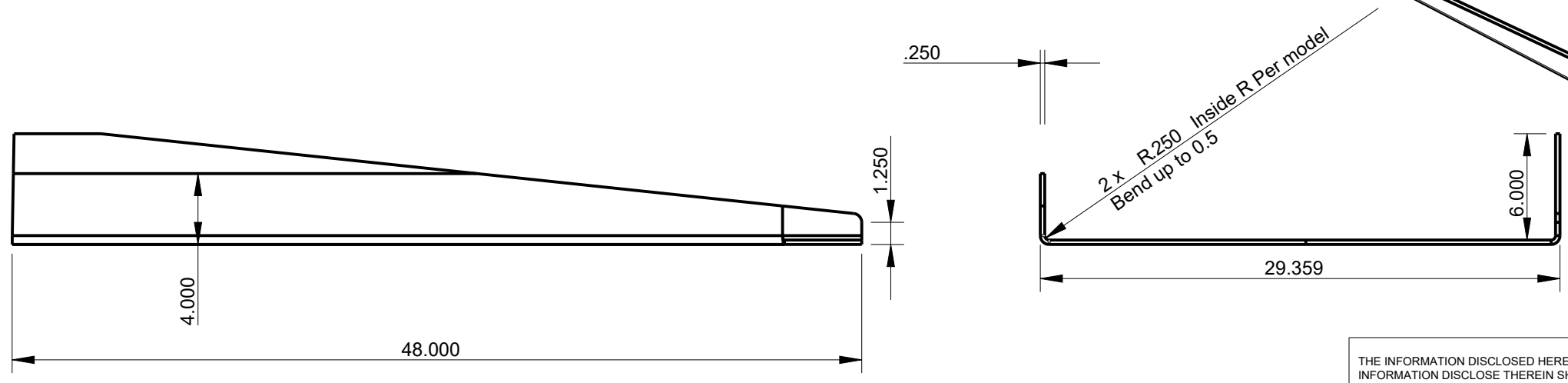
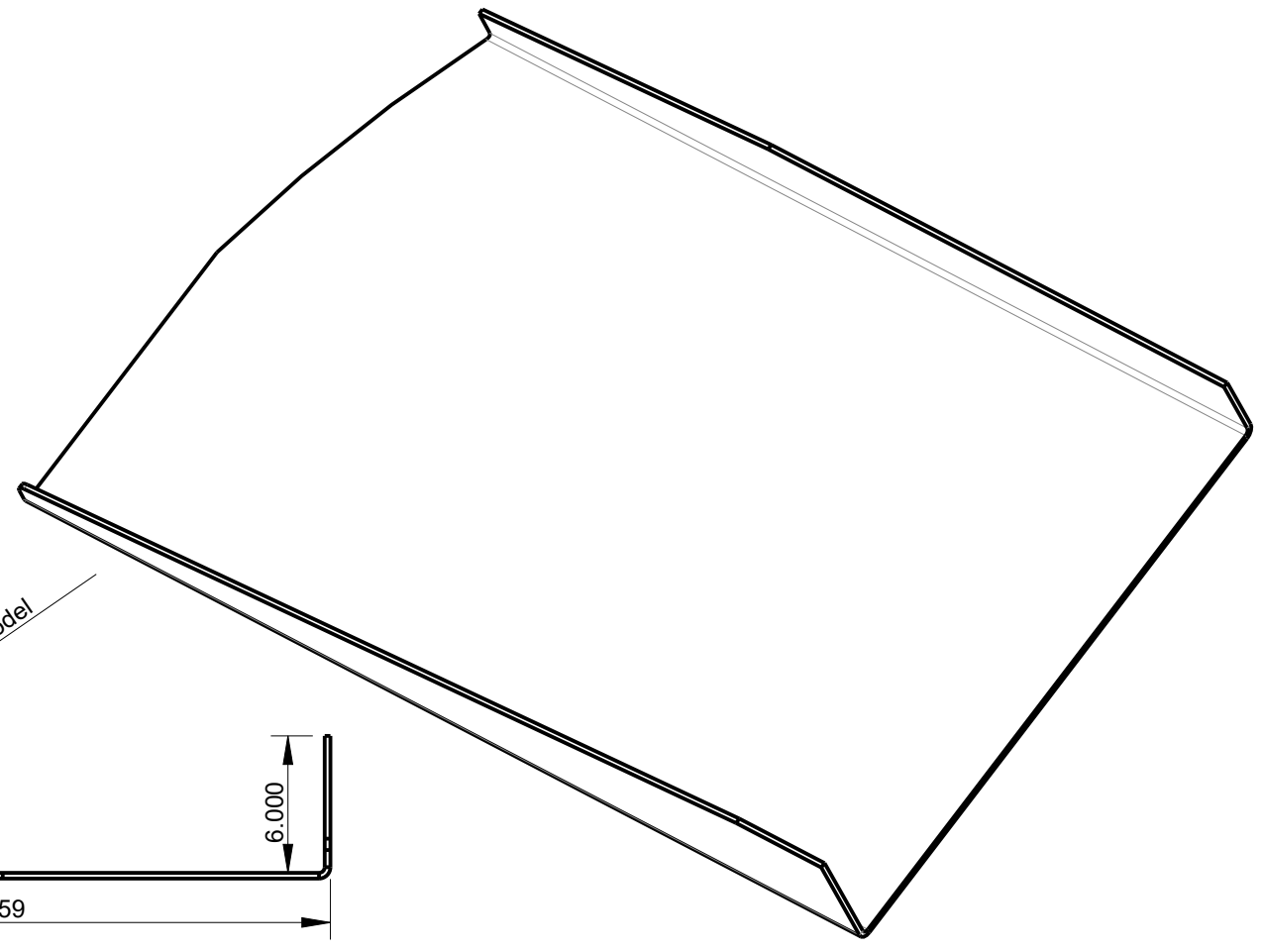
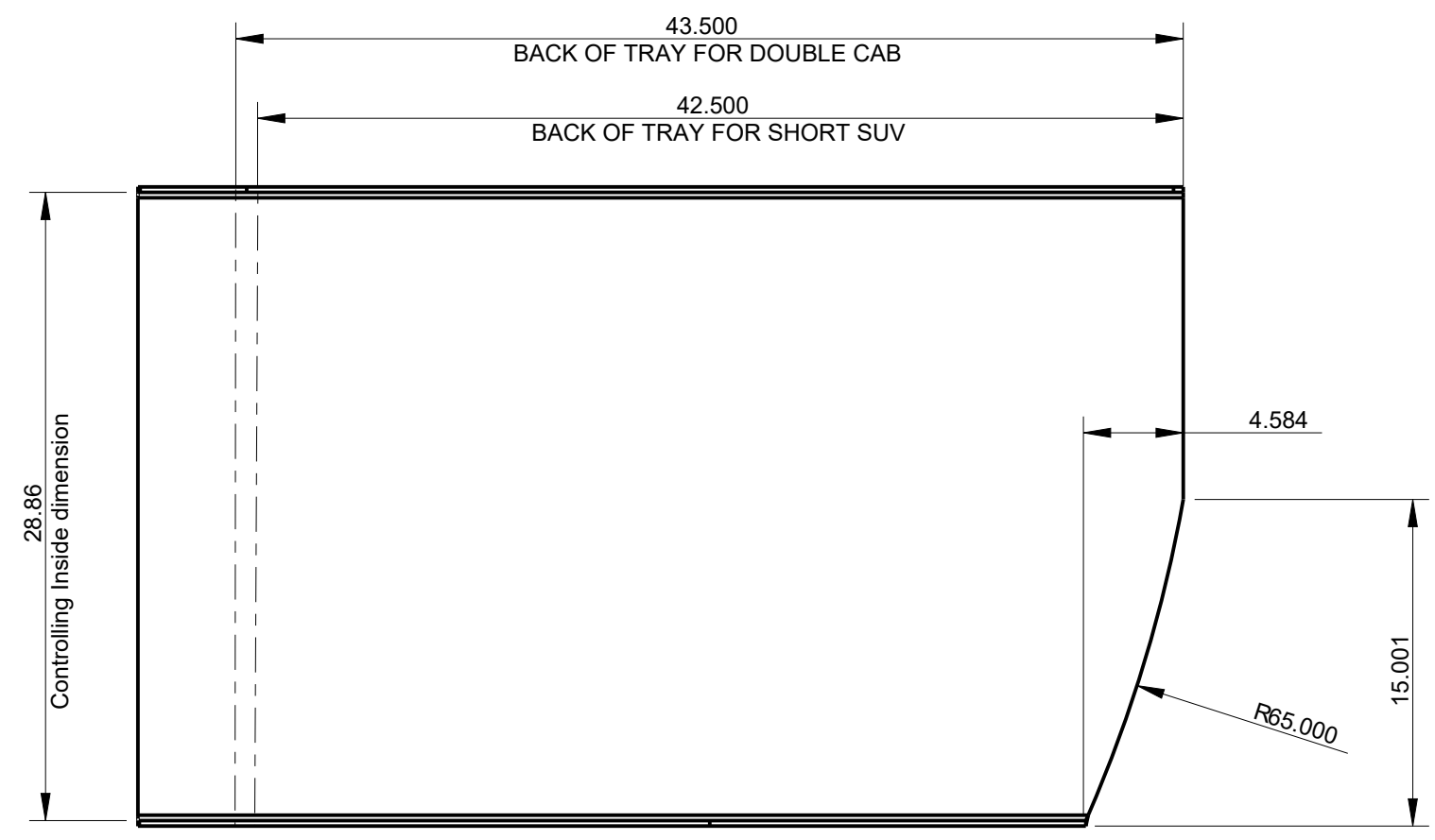


REVISIONS			
REV	DESCRIPTION	DATE	APPROVED
IR	Initial release	12/6/12	JBE
G	TWEAKED CORNER CUT	9/1/15	KJS
H	ADDED CUT	11/12/15	KJS
I	ADDED 3 INCHES AND RADIUS CUT	11/23/15	KJS
J	CLARIFIED DIMS, CORRECTED MAT'L	8/8/16	KJS
K	REMOVED CORNER CUTOUT	8/27/18	KJS



THE INFORMATION DISCLOSED HEREIN CONTAINS PROPRIETARY RIGHTS OF ALL TERRAIN CONVERSIONS LLC. NEITHER THIS DRAWING NOR ANY INFORMATION DISCLOSED THEREIN SHALL BE REPRODUCED OR TRANSFERRED TO OTHER DOCUMENTS, USED OR DISCLOSED TO OTHERS FOR ANY PURPOSE EXCEPT AS SPECIFICALLY AUTHORIZED BY ALL TERRAIN CONVERSIONS IN WRITING.

LASER/BEND TOLERANCES:
 1> HOLE DIAMETER: ± .005
 2> LASERED EDGES: ± .015
 3> FORMED BEND LOCATION: ± .030
 4> BEND ANGLE: ± 1 DEGREE

DIMENSIONAL TOLERANCES UNLESS OTHERWISE NOTED		
BASIC DIMS	2 PLACES	3 PLACES
UNDER 6"	+/- .02	+/- .005
6" TO 24"	+/- .03	+/- .010
24" AND UP	+/- .06	+/- .020
ANGLES +/- 1/2°		

HRS 1/4 THICK

ALL TERRAIN CONVERSIONS

SIZE: **Lift Pan Single Piece 1/2 Drv 2WD**

FRM00131